



United States Department of Commerce  
National Oceanic and Atmospheric Administration



NOAA Ecosystem Goal  
Fisheries Management Program



Performance Measures and Strategic Planning

CCC Briefing  
February 2009



# Performance Measures

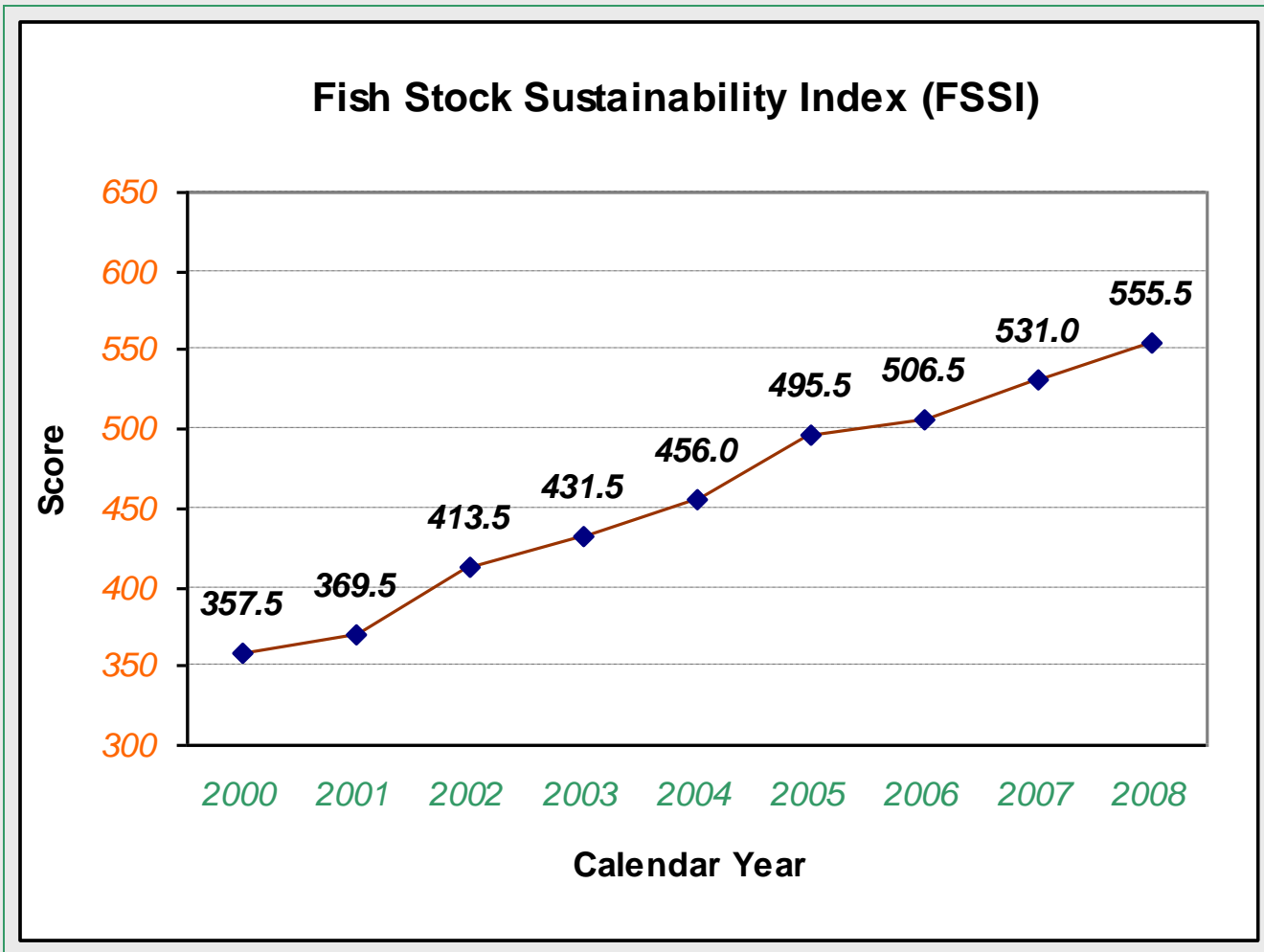


NOAA Fisheries has a number of performance measures used to support the budget and track agency performance

The work of the Regional Fishery Management Councils contributes to this performance in a number of areas



# Fish Stock Sustainability Index





# Fisheries Management Program

## Full List of Performance Measures p1



1. The Fish Stock Sustainability Index (FSSI)
2. Number of FSSI Stocks Not Subject to Overfishing
3. Number of Fish Stocks For Which Overfishing Has Been Ended
4. Percentage of Fish Stocks Known to be Subject to Overfishing for Longer Than 1 Year with Improved Management
5. Percentage of Annual Catch Limit (ACL) amendments for overfishing stocks implemented on schedule
6. Number of fisheries managed under Limited Access Privilege Programs
7. Number of International and/or regional arrangements to maintain or enhance conservation and management of internationally shared fisheries resources
8. Number of partnerships with non-Federal entities, including foreign governments, that implement and/or support international conservation and management of fisheries
9. Number of vessel buy backs



# Fisheries Management Program

## Full List of Performance Measures p2



9. Number of additional bycatch reduction engineering projects whose results are incorporated into management systems.
10. Number of key fisheries that meet bycatch reduction goals.
11. Number of stocks included in the FishWatch website Increase the percentage of the U.S. seafood supply (seafood that has been processed by seafood processors) that is monitored by the Department of Commerce seafood inspection programs and laboratories for safety and economic fraud
12. Percentage of completed and implemented interstate fisheries management plans
13. Number of outreach and education activities completed
14. The level of NOAA engagement with nations identified under MSRA as having vessels that have engaged in IUU fishing (identified IUU nations)
15. Percentage of positively certified nations (IUU)
16. RFMO and other international fishery management body/arrangement measures to deter IUU Fishing



# Performance Measures most relevant to the Regional Fishery Management Councils p1



## ***Improving Stock Status***

- Increase the Fish Stock Sustainability Index (GPRA measure, for use by FMCs) - *Components for this measure include knowing the status of a stock, whether it is overfished or subject to overfishing, and what the estimated biomass level is relative to the biomass that produces the maximum sustainable yield (Bmsy).*
- Percentage of Fish Stocks, known to be subject to overfishing for longer than one year, with improved management measures to end overfishing in place. – *This focuses on getting management measures quickly in place to end overfishing once the status determination is made.*
- Percentage of required ACL amendments for overfishing stocks implemented on schedule.

## ***Ecosystem Approaches to Management***

- Percentage of existing fishery management plans (FMPs) reviewed within the past five years to update essential fish habitat (EFH) information per the EFH regulatory guidelines. (Habitat Conservation Program PM)

## ***Fisheries Information (potential performance measures)***

- *Number of fisheries regulated through the use of permits.*
- *Number of fisheries with adequate catch data.*
- *Number of fisheries with adequate social and economic data.*



# Performance Measures most relevant to the Regional Fishery Management Councils p2



## **LAPPs**

- Number of fisheries managed under Limited Access Privilege Programs.

## **Bycatch Reduction**

- Number of key fisheries that meet bycatch reduction goals. - *key fisheries are those fisheries where bycatch is (1) a significant biological concern (i.e., related to an overfished fishery or a fishery with an incidental take statement); (2) an economic concern (i.e., a fishery that closes prematurely due to excessive bycatch); and/or (3) of special concern to the Assistant Administrator of NOAA Fisheries.*
- Number of additional bycatch reduction engineering projects whose results are incorporated into management systems.

## **International**

- Number of partnerships with non-Federal entities, including foreign governments that implement and/or support international conservation and management of fisheries.

## **Outreach and Education**

- Number of outreach and education activities completed.
  
- **For more information about performance measures, contact FMP program coordinator Kim Marshall ([kim.marshall@noaa.gov](mailto:kim.marshall@noaa.gov))**



# Strategic Planning



- The Fisheries Management Program is one of 9 Programs under NOAA's Ecosystem Goal
- FMP's FY08 Budget was \$148.5M





# Components of NOAA's Fishery Management Program



## Office of Sustainable Fisheries

### 6 SF Divisions

- Domestic Fisheries
- Atlantic Highly Migratory Species
- Regulatory Services
- Partnerships & Communications
- National Seafood Inspection Lab (NSIL) & Seafood Inspection Program (SIP)
- Ecosystem Goal Team

### 6 Regional SF Offices

- Northeast
- Southeast
- Northwest
- Southwest
- Alaska
- Pacific Islands

## 8 Regional Fishery Management Councils

- New England
- Mid-Atlantic
- South Atlantic
- Gulf of Mexico
- Caribbean
- Southwest
- North Pacific
- Western Pacific

## NMFS Office of Management and Budget

- Financial Services Division (MB5)

## NMFS Office of International Affairs

- International Fisheries Affairs Division



# NOAA's Strategic Goal: Ecosystems



## ***NOAA's Ecosystem Goal statement***

*Protect, restore, and manage the use of coastal and ocean resources through an ecosystem approach to management.*

## Outcome statements

- Healthy and productive coastal and marine ecosystems that benefit society
- A well informed public that acts as a steward of coastal and marine ecosystems



# Department of Commerce



## ***DOC's Strategic Goals***

*Strategic Goal 1 - Maximize U.S. competitiveness and enable economic growth for American industries, workers, and consumers*

- *Strategic Goal 2 - Promote U.S. innovation and industrial competitiveness*
- *Strategic Goal 3 - Promote environmental stewardship*



# Fisheries Management Program Long Term Outcomes



## Long-term

- Fishery resources are sustainably managed within a healthy ecosystem
- Fisheries support healthy, vibrant fishing communities
- Seafood supply is safe and sustainable



# Fisheries Management Program Mid Term Outcomes



## Mid-term

- Fisheries are managed consistent with identified societal objectives integrating social, economic and ecological factors
- OY is appropriately specified and achieved without overfishing occurring
- Bycatch is minimized (to extent practicable)
- Food webs are adequately maintained
- Fisheries are sustainable with stocks  $\geq B_{msy}$
- Habitat quality is improved
- Overall ecosystem health is improving
- Seafood is safe for consumers
- Economic fraud (mislabeling) is reduced
- Public is well-informed on fisheries and seafood issues



# Fisheries Management Program Near-term Outcomes



## Near-term

- Controlled target and non-target fishing mortality
- Overfishing is ended
- Overfished stocks are rebuilding
- Essential Fish habitat is adequately defined and protected
- Appropriate levels of capacity and participation in each fishery
- Improved economic performance of fisheries
- Improved knowledge and practice of EAM
- Reduced bycatch of fish and protected living marine resources
- Streamlined Regulatory and FMP processes
- Improved quality and timeliness of catch data
- Improved social and economic data and analytic tools
- Increased ability to detect mislabeled seafood products
- Improved knowledge of aquatic animal health
- Reduced impacts from derelict fishing gear
- Reduced IUU fishing
- Fisheries issues are adequately represented in Ocean Governance
- Improved effectiveness of communication and outreach



# Ecosystem-based Management



“Protect, Restore, and Manage the Use of Coastal and Ocean Resources through an Ecosystem Approach to Management”.  
(NOAA strategic goal)

**Aquaculture**



**Corals**



**Ecosystem Observations**



**Fisheries Management**



**Protected Species**



**Coastal & Marine Resources**



**Enforcement**



**Ecosystem Research**



**Habitat**

## NOAA's Ecosystem Goal Programs



# Ecosystem-based Fisheries Management



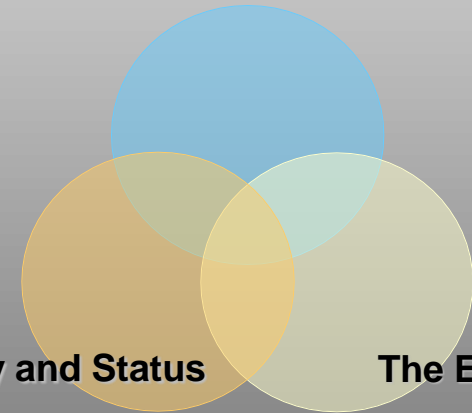
Considers the impact of fisheries on all components of the marine environment and recognizes the interactions between those components



Mike White - Florida Keys NMS



## Human Dimensions of Fisheries



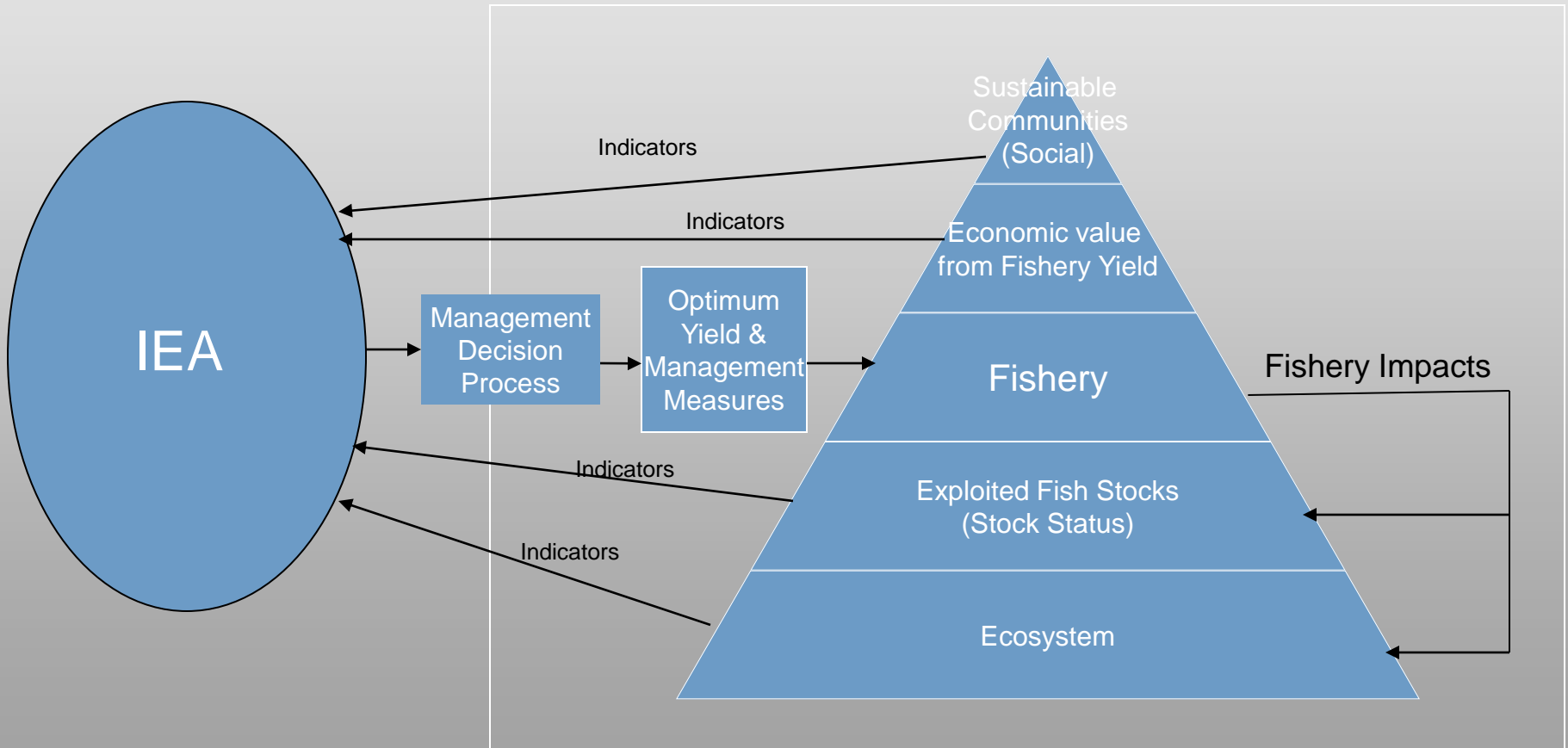
**Stock Biology and Status**

**The Ecosystem**





# Conceptual Model for Sustainable Fisheries Management





# FY11-15 Planning Priorities



## For FY11-15, FMP emphasized:

- Regional Ecosystem-based Fisheries Management, including support for the Councils,
    - to increase analytic capabilities to address changes in fisheries -- e.g. MSY, OY in a dynamic environment and impacted by climate change
    - keep up with NEPA and EFH requirements for review and updating of analyses and plans
    - increase social and economic capabilities to support fishery management
  - Bycatch Reduction Engineering Program
  - Fish Watch Outreach Program
  - Safe and Sustainable Seafood Initiative
- 
- Due to the FY10 increases for MSRA, the budget climate and transition of Administrations, we do not expect significant increases in FY11, and expect to carry these priorities over to FY12 planning



# FY12-16 FMP Planning Themes



- Priority items carried forward from FY11
- New Administration Priorities – don't know what these are yet – wait and see.
- Promoting Sustainability of Fisheries
  - What makes a fishery 'sustainable?'
  - Using the Ecosystem Approach to Management
    - Addressing ecological, social and economic factors in addition to stock status
    - Ensuring sound management in the face of environmental change.



# FY12-16 Program Operating Plan



## Rough Timeline:

- Guidance from NOAA May 2009
- FY12-16 planning document under development mid spring 2009-mid summer2009 (approx. Apr-Jun/Jul) (exact dates due to transition of administrations)
- FY12-16 planning document due summer 2009
- FY12 budget scenario statements due summer 2009, following the Program Operating Plan



# Request for Council Input



- Due to the transition, things are somewhat delayed.
- When we receive planning guidance spelling out NOAA's priorities for FY12-16, we will request input from the Councils in formulating alternatives that are responsive to the priorities and address the Councils' role and resource needs.